

City of York Council

Navigation Road Trial



May-22

A survey about the Navigation Road Low Traffic Neighbourhood Trial scheme was made available on the council website seeking feedback from residents and businesses. The consultation period ran from 2nd May to 27th May.

A total of 150 residents and businesses participated in the consultation.

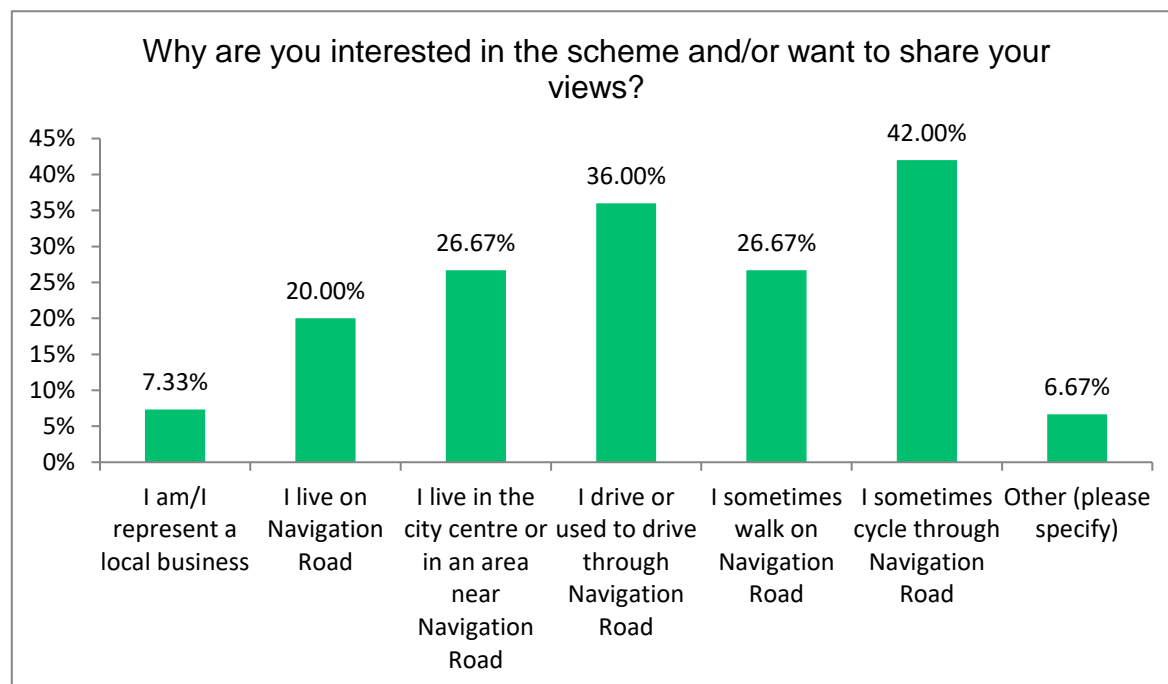
Navigation Road Trial

Why are you interested in the scheme and/or want to share your views?

| Answer Choices | Responses | |
|--|-----------|----|
| I am/I represent a local business | 7.33% | 11 |
| I live on Navigation Road | 20.00% | 30 |
| I live in the city centre or in an area near Navigation Road | 26.67% | 40 |
| I drive or used to drive through Navigation Road | 36.00% | 54 |
| I sometimes walk on Navigation Road | 26.67% | 40 |
| I sometimes cycle through Navigation Road | 42.00% | 63 |
| Other (please specify) | 6.67% | 10 |

Answered 150

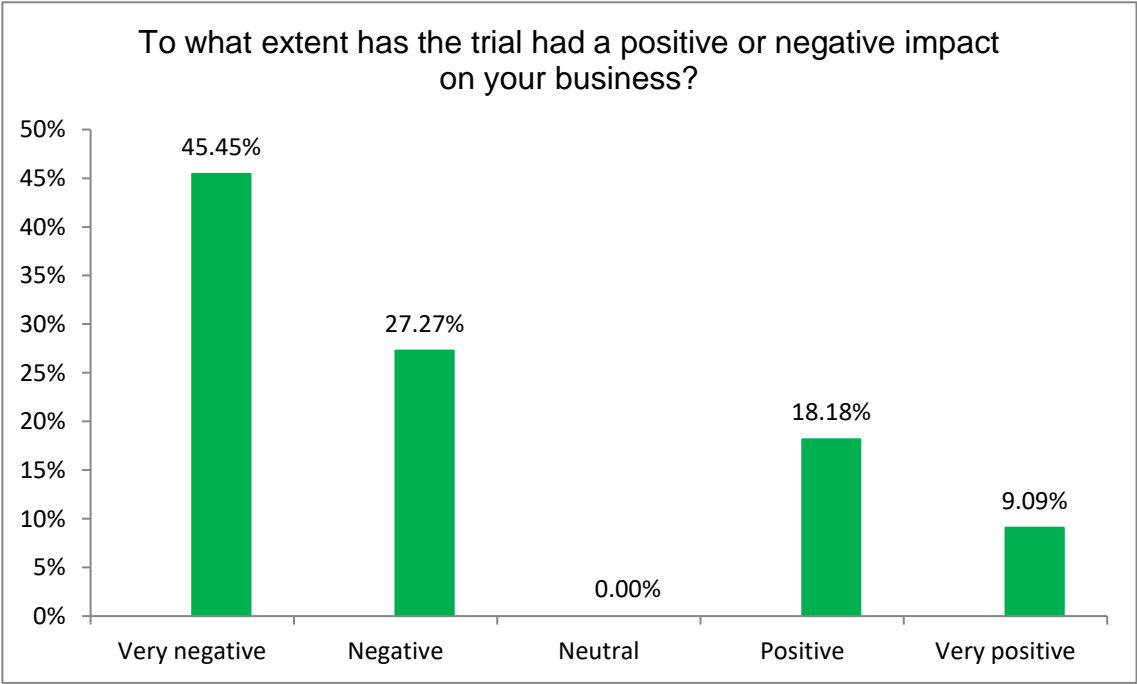
| Other (please specify) |
|--|
| Var |
| I regularly cycle along Navigation Road |
| Disable Family member lives on navigation rd |
| Because I pay your wages |
| For me Navigation Road is a route I ride often and regularly as it is a critical link to supermarkets, volunteering, exercise, social life, the recycling centre etc ... |
| I cycle through Navigation Road |
| I live on Rosemary Court - just off Navigation Road |
| I visit family frequently |
| Work near Navigation Road (Walmgate) |
| Taxi driver |



Navigation Road Trial

To what extent has the trial had a positive or negative impact on your business?

| | Very negative | | Negative | | Neutral | | Positive | | Very positive | | Not applicable | | Total |
|-----------|---------------|---|----------|---|---------|---|----------|---|---------------|---|----------------|---|-------|
| Responses | 45.45% | 5 | 27.27% | 3 | 0.00% | 0 | 18.18% | 2 | 9.09% | 1 | 0.00% | 0 | 11 |

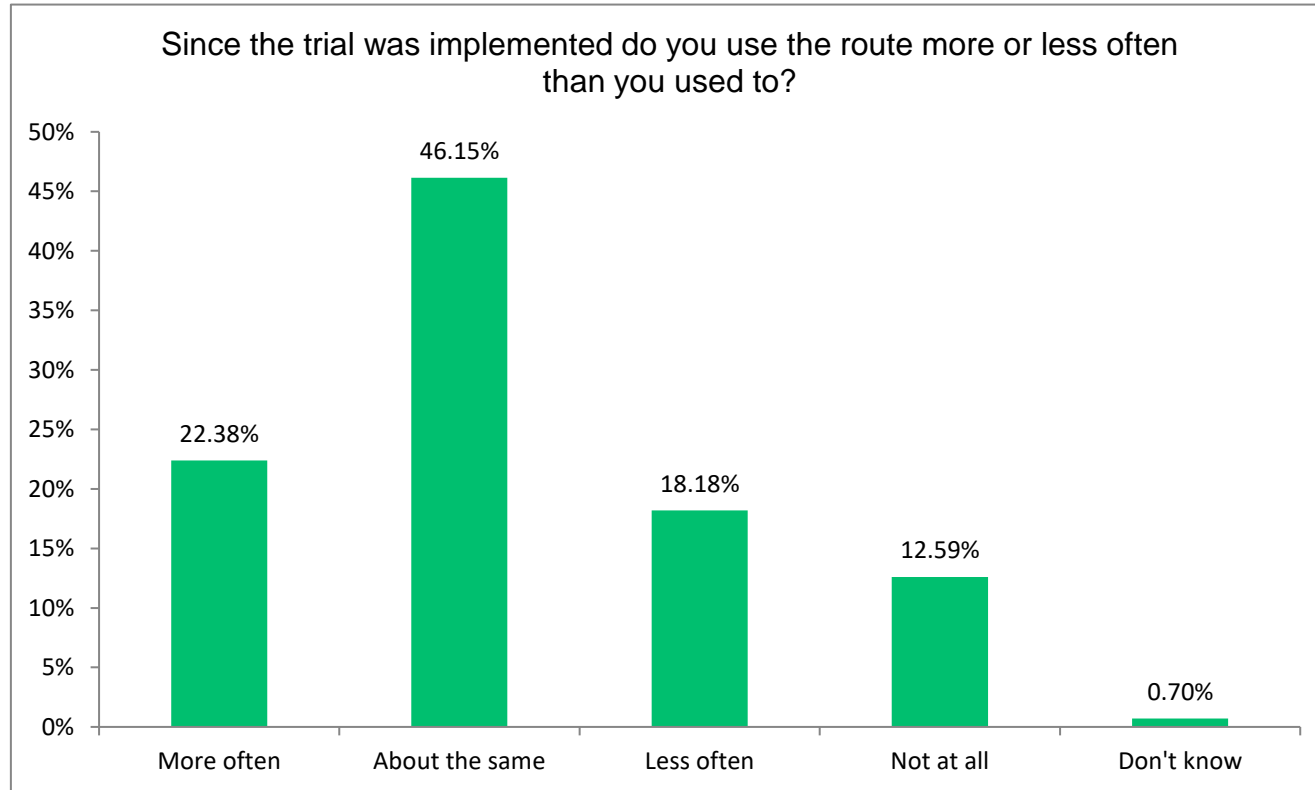


Navigation Road Trial

Since the trial was implemented do you use the route more or less often than you used to?

| Answer Choices | Responses | |
|----------------|-----------|----|
| More often | 22.38% | 32 |
| About the same | 46.15% | 66 |
| Less often | 18.18% | 26 |
| Not at all | 12.59% | 18 |
| Don't know | 0.70% | 1 |

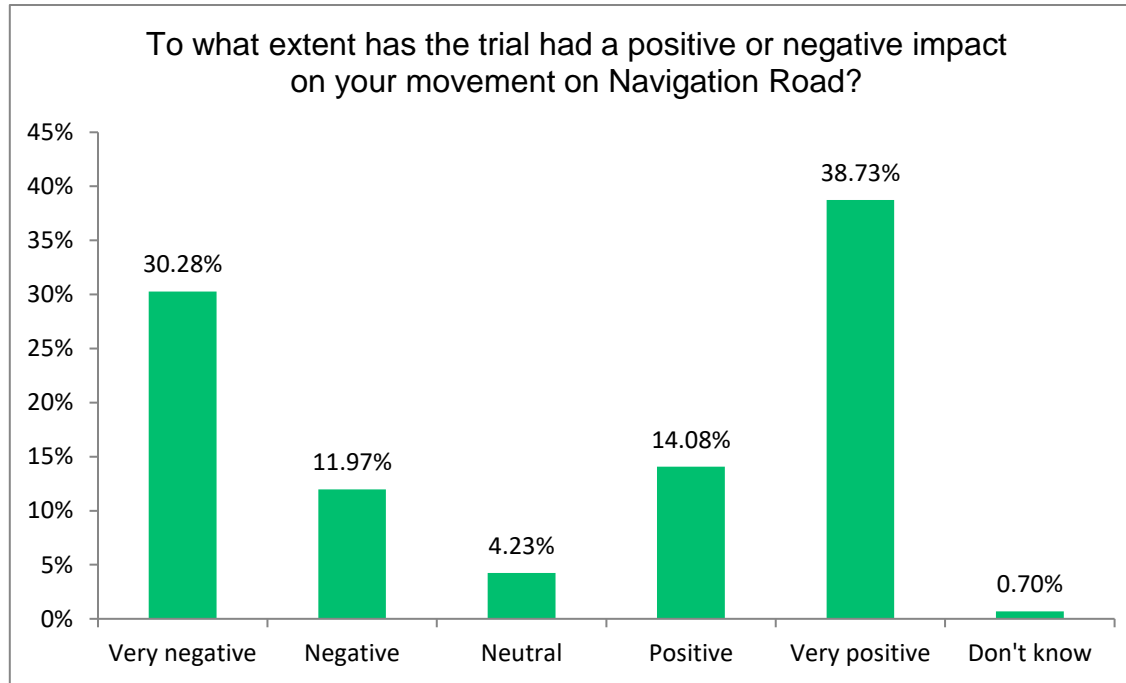
Answered 143



Navigation Road Trial

To what extent has the trial had a positive or negative impact on your movement on Navigation Road?

| | Very negative | | Negative | | Neutral | | Positive | | Very positive | | Don't know | | Total |
|-----------|---------------|----|----------|----|---------|---|----------|----|---------------|----|------------|---|-------|
| Responses | 30.28% | 43 | 11.97% | 17 | 4.23% | 6 | 14.08% | 20 | 38.73% | 55 | 0.70% | 1 | 142 |



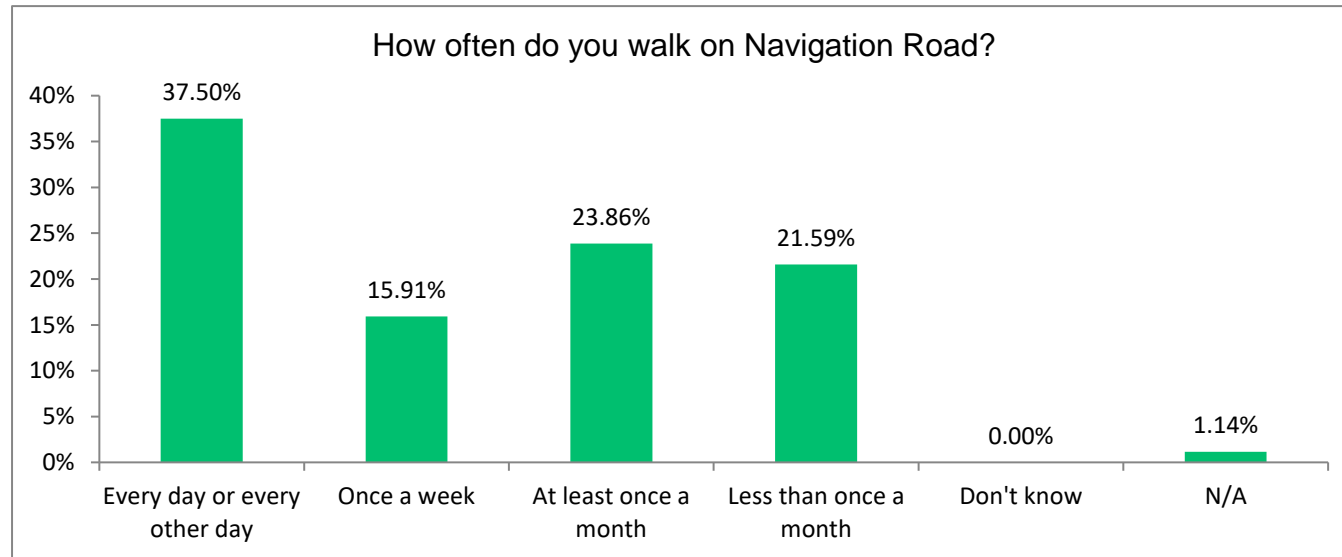
Navigation Road Trial

Do you walk on Navigation Road?

| Answer Choices | Responses | |
|-----------------|-----------|------------|
| Yes | 61.11% | 88 |
| No | 38.89% | 56 |
| Answered | | 144 |

How often do you walk on Navigation Road?

| Answer Choices | Responses | |
|------------------------------|-----------|-----------|
| Every day or every other day | 37.50% | 33 |
| Once a week | 15.91% | 14 |
| At least once a month | 23.86% | 21 |
| Less than once a month | 21.59% | 19 |
| Don't know | 0.00% | 0 |
| N/A | 1.14% | 1 |
| Answered | | 88 |

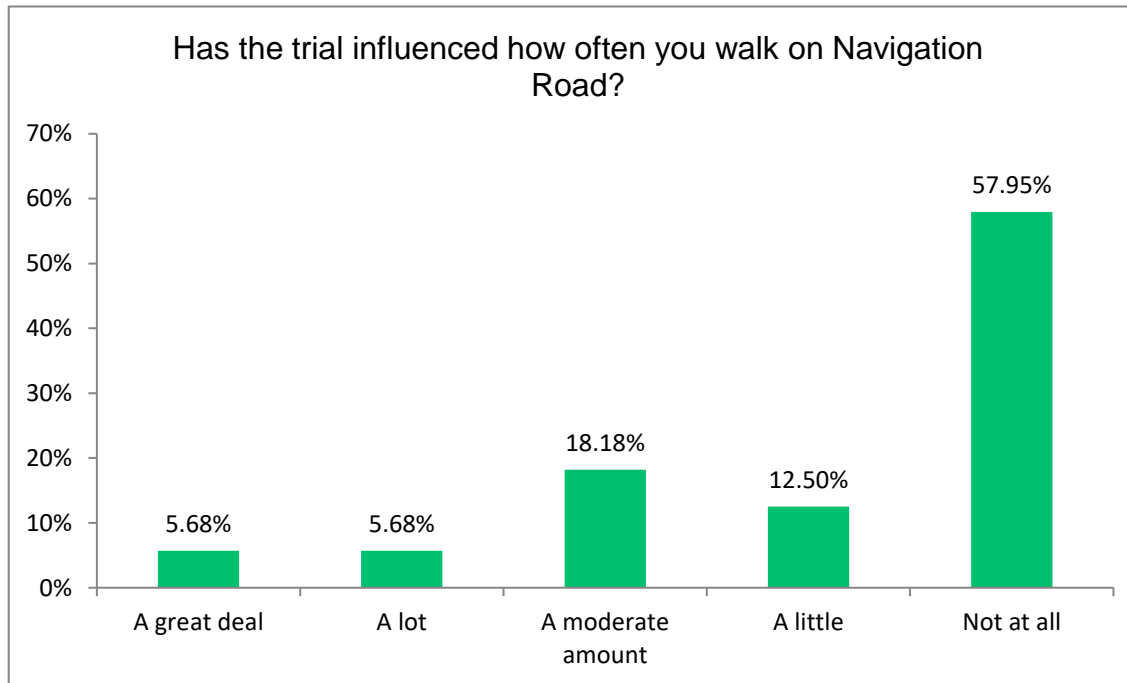


Navigation Road Trial

Has the trial influenced how often you walk on Navigation Road?

| Answer Choices | Responses | |
|-------------------|-----------|----|
| A great deal | 5.68% | 5 |
| A lot | 5.68% | 5 |
| A moderate amount | 18.18% | 16 |
| A little | 12.50% | 11 |
| Not at all | 57.95% | 51 |

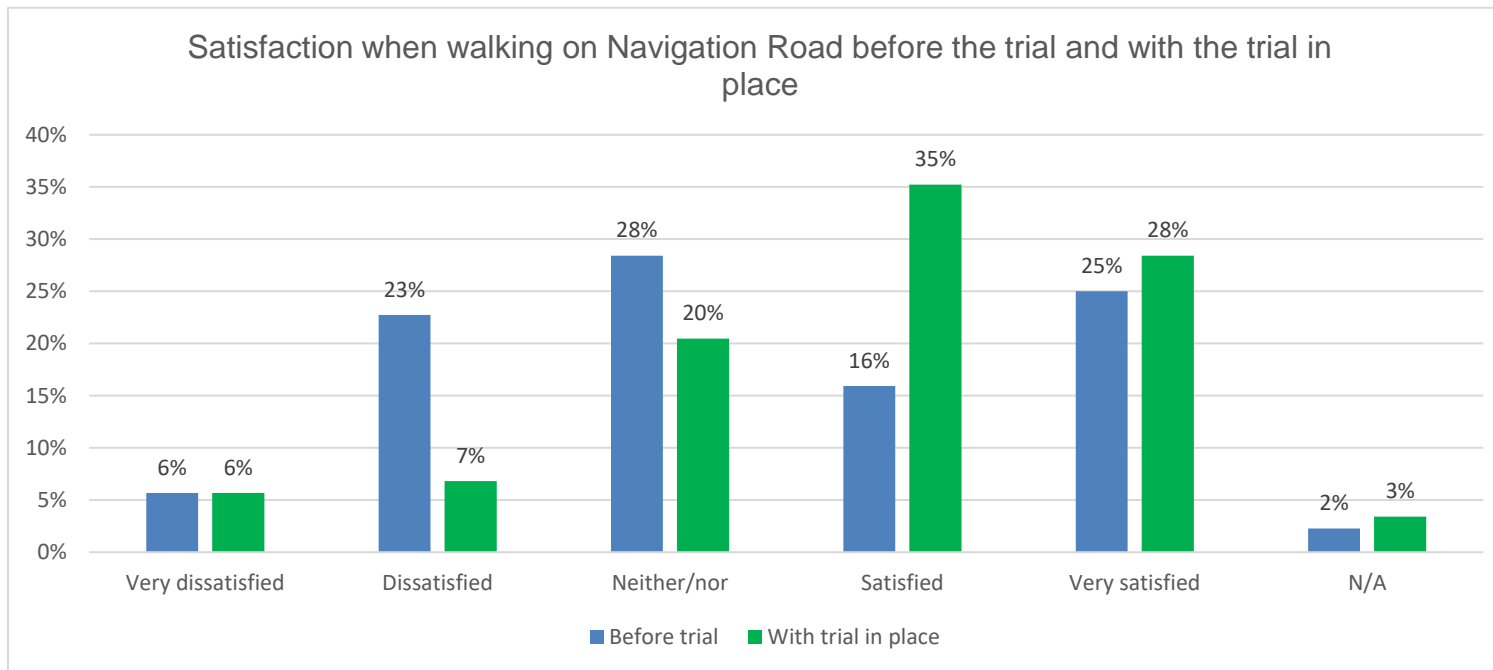
Answered 88



Navigation Road Trial

How satisfied or dissatisfied were you when walking on Navigation Road before the trial and with the trial in place?

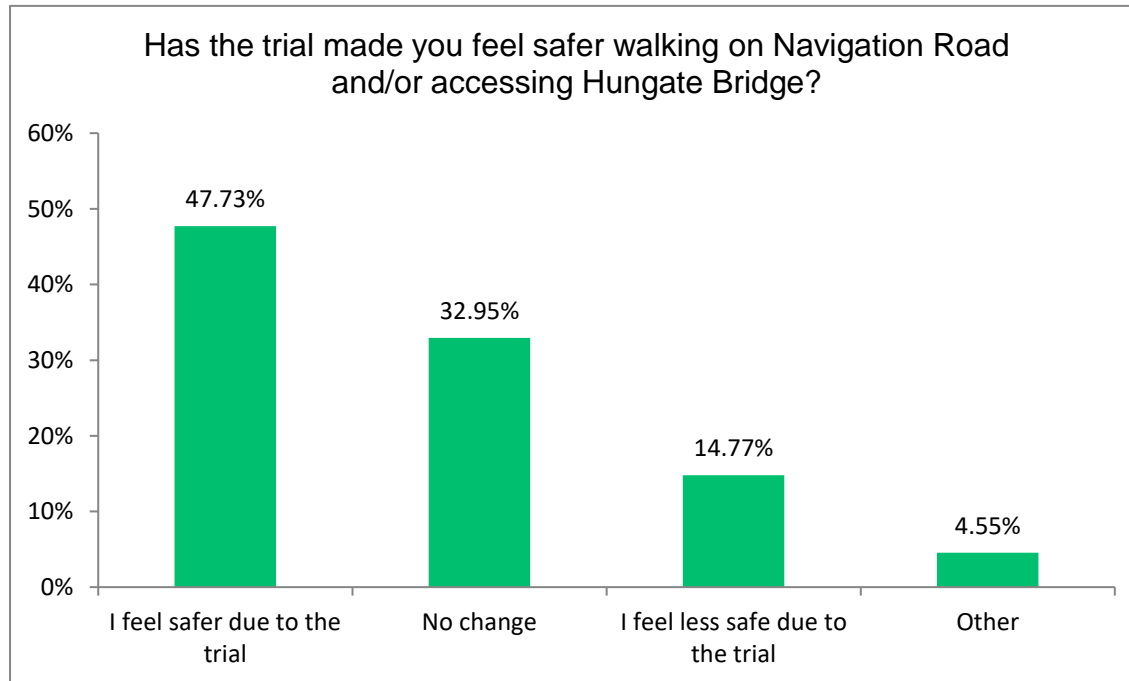
| | Very dissatisfied | | Dissatisfied | | Neither/nor | | Satisfied | | Very satisfied | | N/A | | Total |
|-------------------------|-------------------|---|--------------|----|-------------|----|-----------|----|----------------|----|-------|---|-------|
| Before the trial | 5.68% | 5 | 22.73% | 20 | 28.41% | 25 | 15.91% | 14 | 25.00% | 22 | 2.27% | 2 | 88 |
| With the trial in place | 5.68% | 5 | 6.82% | 6 | 20.45% | 18 | 35.23% | 31 | 28.41% | 25 | 3.41% | 3 | 88 |



Navigation Road Trial

Has the trial made you feel safer walking on Navigation Road and/or accessing Hungate Bridge?

| | Responses | |
|-----------------------------------|-----------|----|
| I feel safer due to the trial | 47.73% | 42 |
| No change | 32.95% | 29 |
| I feel less safe due to the trial | 14.77% | 13 |
| Other | 4.55% | 4 |



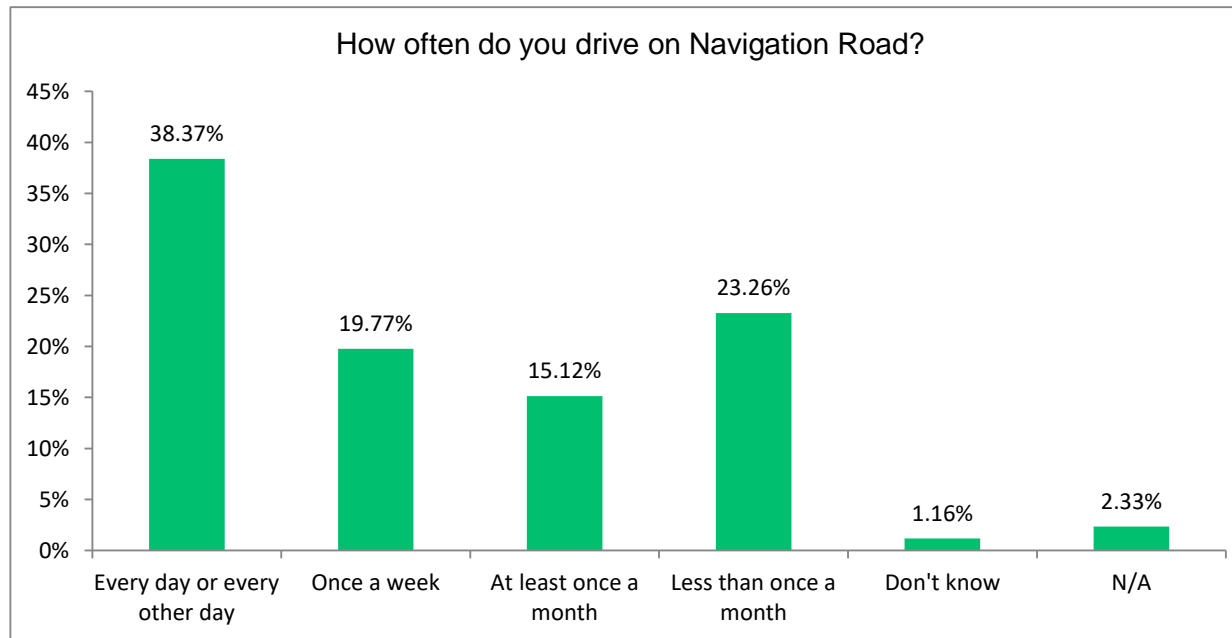
Navigation Road Trial

Do you drive on Navigation Road?

| Answer Choices | Responses | |
|----------------|-----------|----|
| Yes | 60.14% | 86 |
| No | 39.86% | 57 |

How often do you drive on Navigation Road?

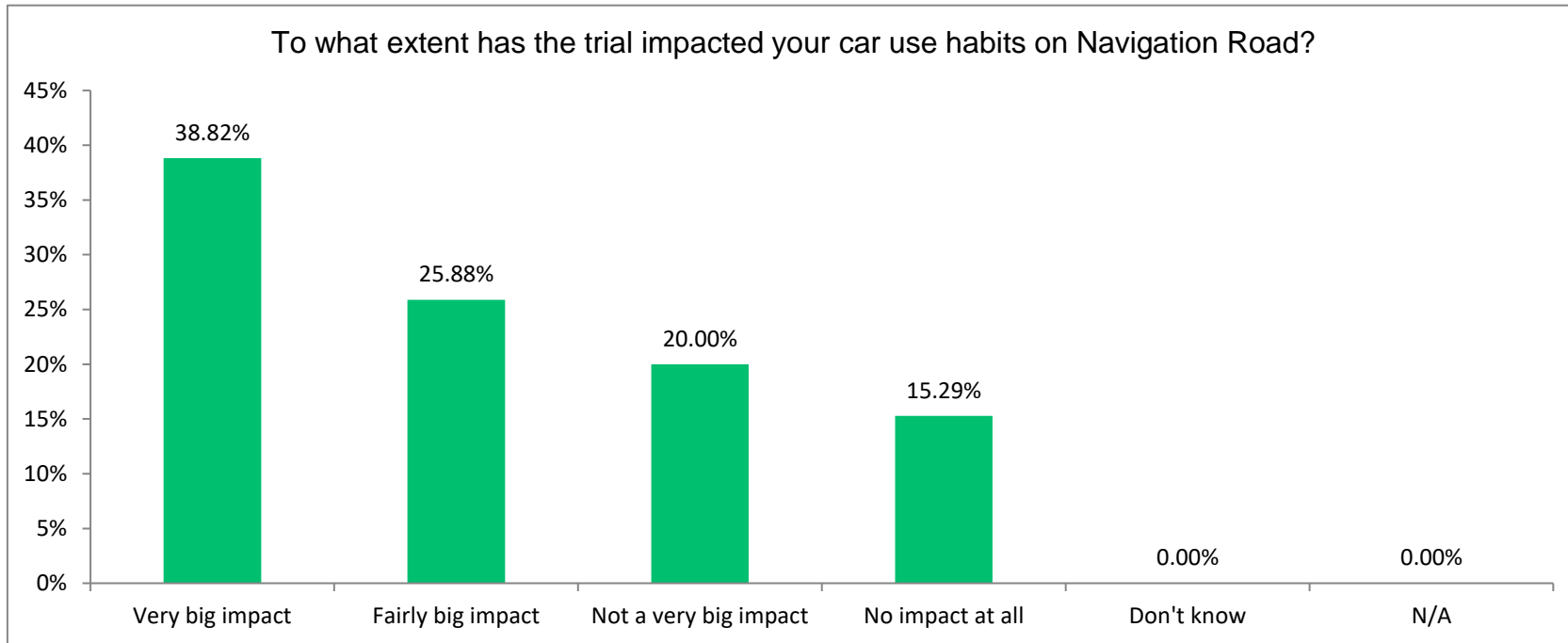
| Answer Choices | Responses | |
|------------------------------|-----------|----|
| Every day or every other day | 38.37% | 33 |
| Once a week | 19.77% | 17 |
| At least once a month | 15.12% | 13 |
| Less than once a month | 23.26% | 20 |
| Don't know | 1.16% | 1 |
| N/A | 2.33% | 2 |



Navigation Road Trial

To what extent has the trial impacted your car use habits on Navigation Road?

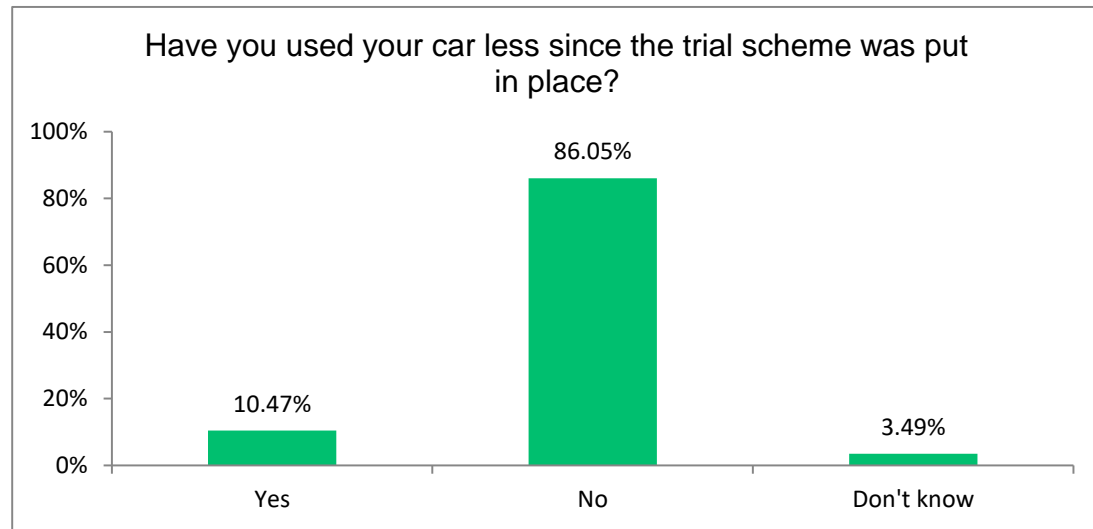
| | Very big impact | | Fairly big impact | | Not a very big impact | | No impact at all | | Don't know | | N/A | | Total |
|-----------|-----------------|----|-------------------|----|-----------------------|----|------------------|----|------------|---|-------|---|-------|
| Responses | 38.82% | 33 | 25.88% | 22 | 20.00% | 17 | 15.29% | 13 | 0.00% | 0 | 0.00% | 0 | 85 |



Navigation Road Trial

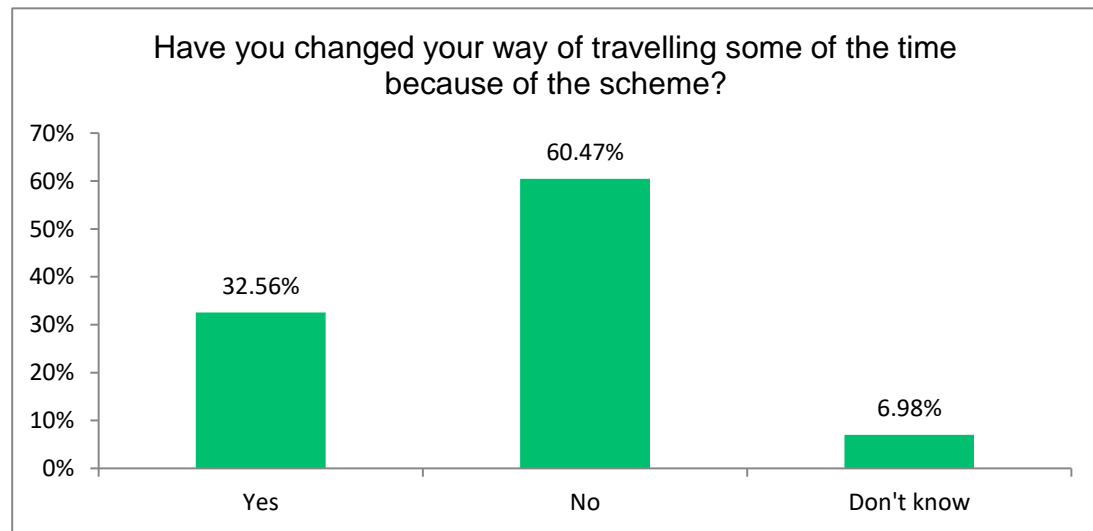
Have you used your car less since the trial scheme was put in place?

| Answer Choices | Responses | |
|-----------------|-----------|-----------|
| Yes | 10.47% | 9 |
| No | 86.05% | 74 |
| Don't know | 3.49% | 3 |
| Answered | | 86 |



Have you changed your way of travelling some of the time because of the scheme?

| Answer Choices | Responses | |
|-----------------|-----------|-----------|
| Yes | 32.56% | 28 |
| No | 60.47% | 52 |
| Don't know | 6.98% | 6 |
| Answered | | 86 |



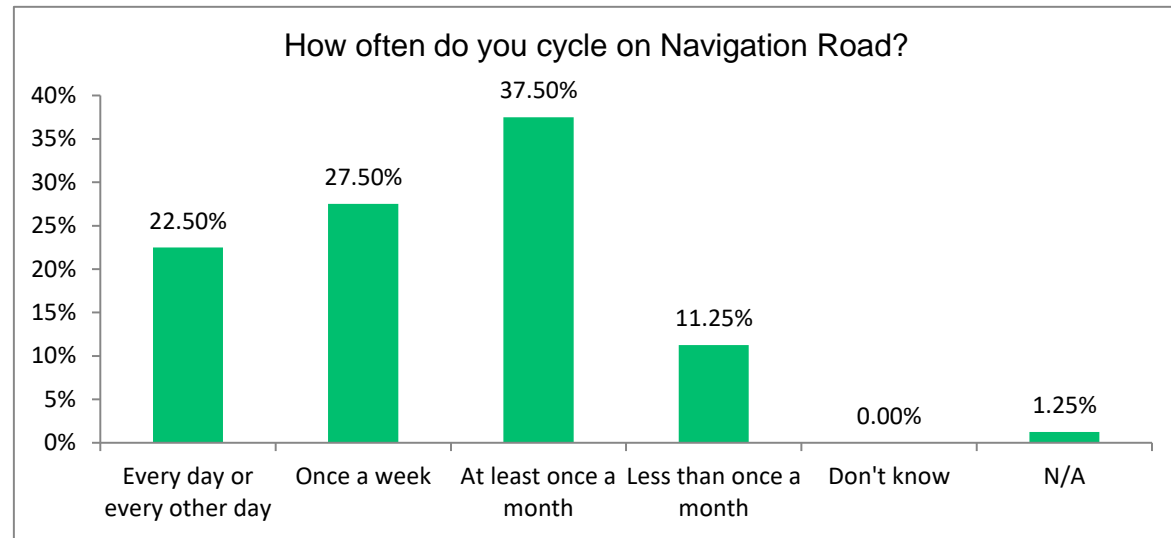
Navigation Road Trial

Do you cycle on Navigation Road?

| Answer Choices | Responses | |
|----------------|-----------|----|
| Yes | 56.34% | 80 |
| No | 43.66% | 62 |

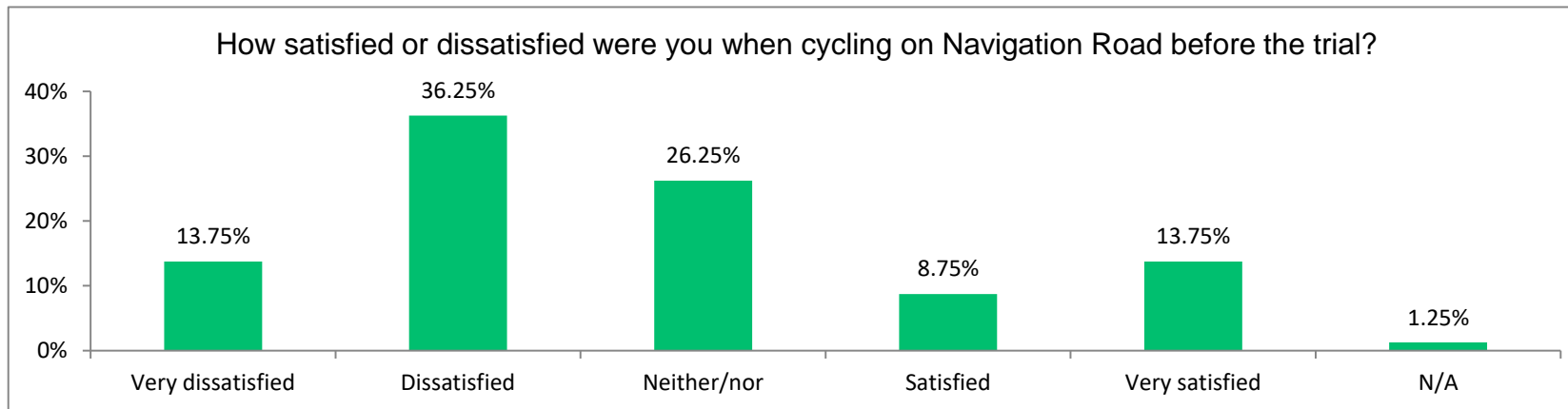
How often do you cycle on Navigation Road?

| Answer Choices | Responses | |
|------------------------------|-----------|----|
| Every day or every other day | 22.50% | 18 |
| Once a week | 27.50% | 22 |
| At least once a month | 37.50% | 30 |
| Less than once a month | 11.25% | 9 |
| Don't know | 0.00% | 0 |
| N/A | 1.25% | 1 |



How satisfied or dissatisfied were you when cycling on Navigation Road before the trial?

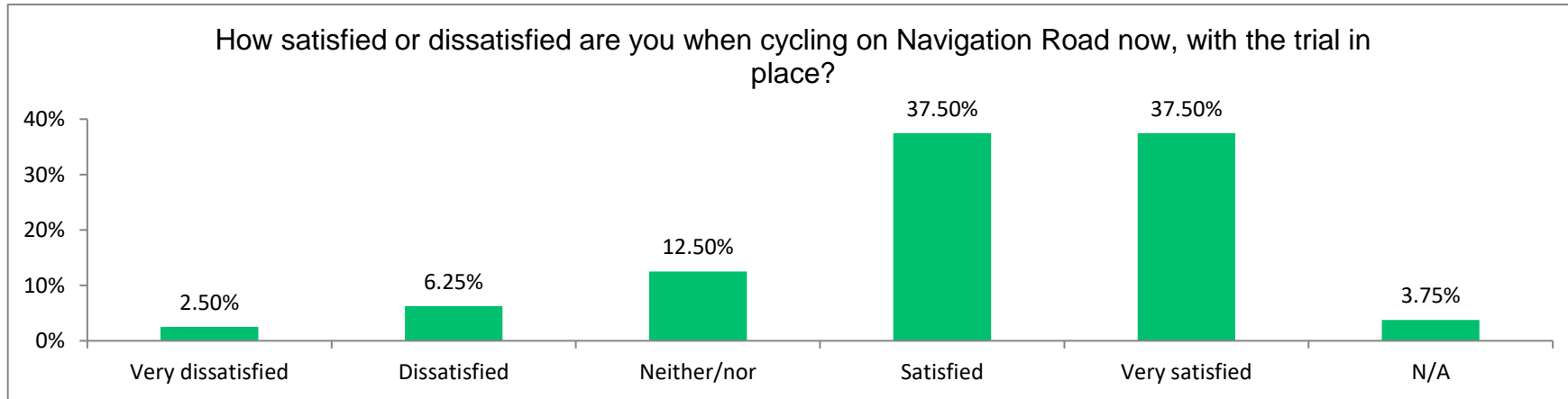
| | Very dissatisfied | Dissatisfied | Neither/nor | Satisfied | Very satisfied | N/A | Total |
|-----------|-------------------|--------------|--------------|------------|----------------|------------|-------|
| Responses | 13.75% 11 | 36.25% 29 | 26.25% 21 | 8.75% 7 | 13.75% 11 | 1.25% 1 | 80 |



Navigation Road Trial

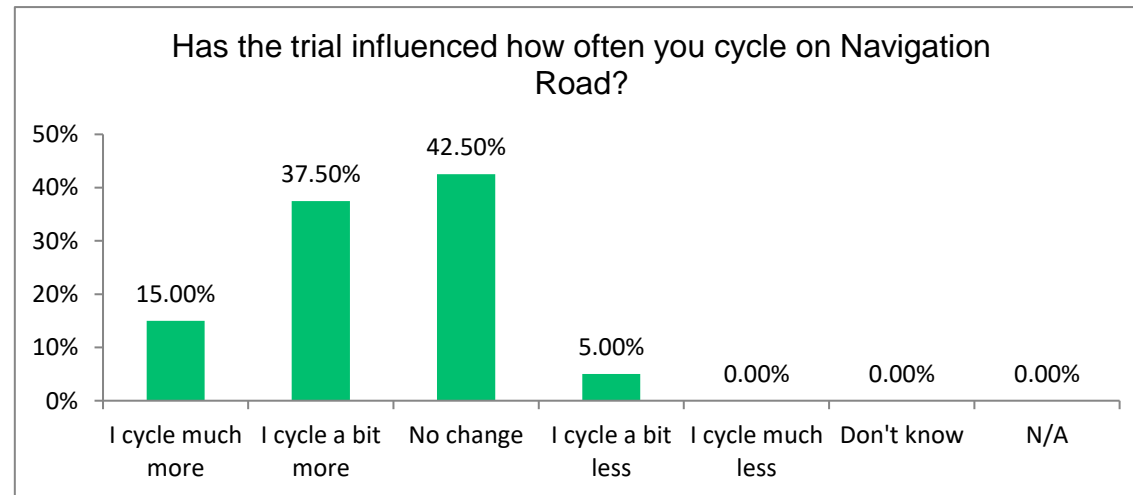
How satisfied or dissatisfied are you when cycling on Navigation Road now, with the trial in place?

| | Very dissatisfied | | Dissatisfied | | Neither/nor | | Satisfied | | Very satisfied | | N/A | | Total |
|-----------|-------------------|---|--------------|---|-------------|----|-----------|----|----------------|----|-------|---|-------|
| Responses | 2.50% | 2 | 6.25% | 5 | 12.50% | 10 | 37.50% | 30 | 37.50% | 30 | 3.75% | 3 | 80 |



Has the trial influenced how often you cycle on Navigation Road?

| Answer Choices | Responses | |
|--------------------|-----------|----|
| I cycle much more | 15.00% | 12 |
| I cycle a bit more | 37.50% | 30 |
| No change | 42.50% | 34 |
| I cycle a bit less | 5.00% | 4 |
| I cycle much less | 0.00% | 0 |
| Don't know | 0.00% | 0 |
| N/A | 0.00% | 0 |



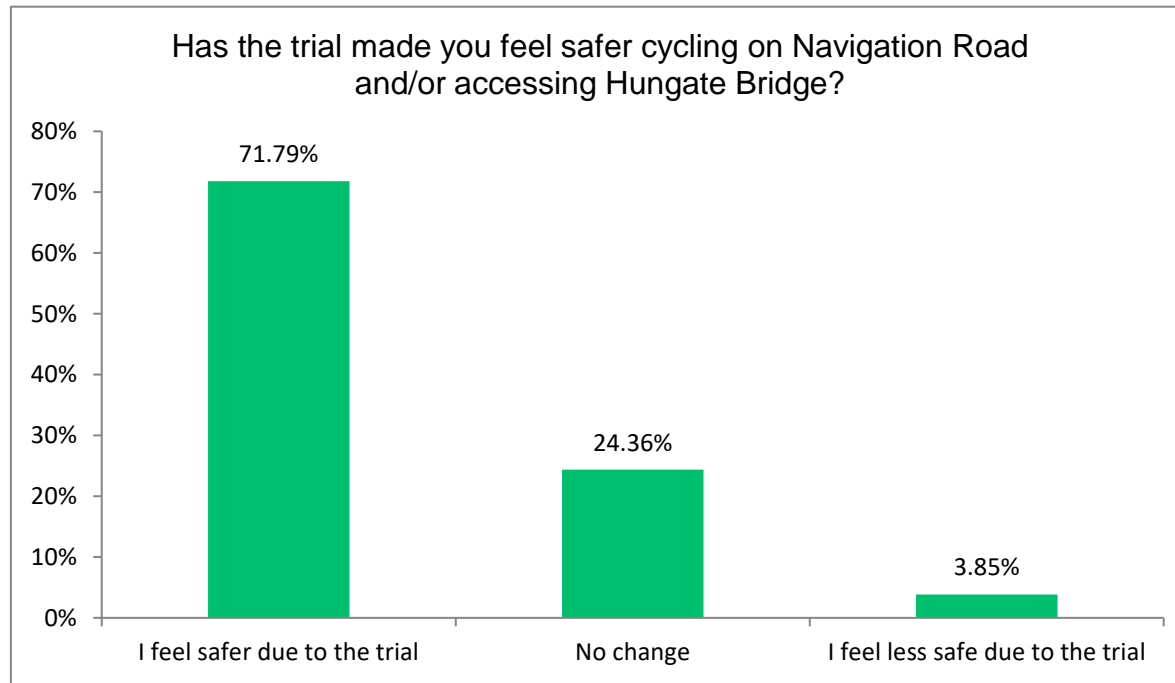
Navigation Road Trial

Has the trial made you feel safer cycling on Navigation Road and/or accessing Hungate Bridge?

| Answer Choices | Responses | |
|---|-----------|----|
| I feel safer due to the trial | 71.79% | 56 |
| No change | 24.36% | 19 |
| I feel less safe due to the trial | 3.85% | 3 |
| Other (please specify) or if you selected 'I feel less safe...' please explain why below: | | 19 |

Answered

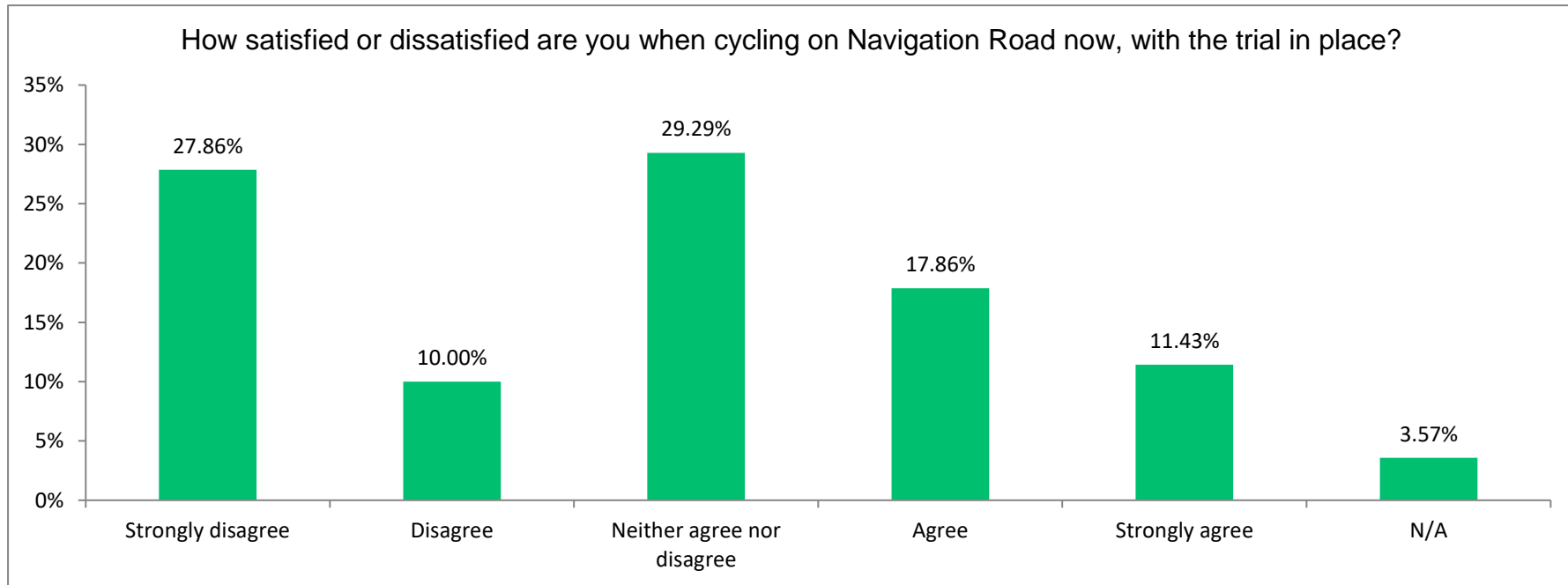
78



Navigation Road Trial

How strongly do you agree or disagree that the trial is helping to reduce conflict between cyclists and pedestrians near Hungate Bridge?

| | Strongly disagree | | Disagree | | Neither agree nor disagree | | Agree | | Strongly agree | | N/A | | Total |
|-----------|-------------------|----|----------|----|----------------------------|----|--------|----|----------------|----|-------|---|-------|
| Responses | 27.86% | 39 | 10.00% | 14 | 29.29% | 41 | 17.86% | 25 | 11.43% | 16 | 3.57% | 5 | 140 |



Navigation Road Trial

Respondent ward

| Ward | Responses |
|----------------------------------|-----------|
| Guildhall Ward | 54 |
| Fishergate Ward | 13 |
| Micklegate Ward | 10 |
| Dringhouses & Woodthorpe Ward | 7 |
| Holgate Ward | 7 |
| Huntington & New Earswick Ward | 6 |
| Unknown/outside York | 6 |
| Clifton Ward | 5 |
| Haxby & Wigginton Ward | 4 |
| Westfield Ward | 4 |
| Heworth Ward | 3 |
| Rawcliffe & Clifton Without Ward | 3 |
| Acomb Ward | 2 |
| Bishopthorpe Ward | 2 |
| Heworth Without Ward | 2 |
| Osbaldwick & Derwent Ward | 2 |
| Wheldrake Ward | 2 |
| Copmanthorpe Ward | 1 |
| Hull Road Ward | 1 |
| Strensall Ward | 1 |
| Fulford & Heslington Ward | 0 |
| Rural West York Ward | 0 |

Navigation Road Trial

Your age: (please select the appropriate range)

| Answer Choices | Responses | |
|-------------------|-----------|----|
| Prefer not to say | 2.25% | 2 |
| Under 16 | 0.00% | 0 |
| 16-24 | 1.12% | 1 |
| 25-39 | 24.72% | 22 |
| 40-55 | 34.83% | 31 |
| 56-59 | 13.48% | 12 |
| 60-64 | 8.99% | 8 |
| 65+ | 14.61% | 13 |

Your Gender:

| Answer Choices | Responses | |
|---------------------------|-----------|----|
| Prefer not to say | 6.74% | 6 |
| Male | 48.31% | 43 |
| Female | 43.82% | 39 |
| Non-binary/Gender Variant | 1.12% | 1 |

Is the gender you identify with the same as your sex registered at birth?

| Answer Choices | Responses | |
|-------------------|-----------|----|
| Prefer not to say | 9.30% | 8 |
| Yes | 90.70% | 78 |
| No | 0.00% | 0 |

What is your ethnic group?

| Answer Choices | Responses | |
|--|-----------|----|
| Prefer not to say | 6.74% | 6 |
| White - English / Welsh / Scottish / Northern Irish / British | 87.64% | 78 |
| White - Irish | 0.00% | 0 |
| White - Gypsy or Irish Traveller | 0.00% | 0 |
| White - Roma | 0.00% | 0 |
| Any other White background | 5.62% | 5 |
| Mixed - White and Black Caribbean | 0.00% | 0 |
| Mixed - White and Black African | 0.00% | 0 |
| Mixed - White and Asian | 0.00% | 0 |
| Any other Mixed / multiple ethnic background | 0.00% | 0 |
| Asian - Indian | 0.00% | 0 |
| Asian - Pakistani | 0.00% | 0 |
| Asian - Bangladeshi | 0.00% | 0 |
| Asian - Chinese | 0.00% | 0 |
| Any other Asian background | 0.00% | 0 |
| Black - African | 0.00% | 0 |
| Black - Caribbean | 0.00% | 0 |
| Any other Black / Black British / African / Caribbean background | 0.00% | 0 |
| Other - Arab | 0.00% | 0 |
| Any other ethnic background | 0.00% | 0 |

Navigation Road Trial

Do you have any physical or mental health conditions or illnesses lasting or expected to last 12 months or more?

| Answer Choices | Responses | |
|-------------------|-----------|----|
| Prefer not to say | 6.74% | 6 |
| Yes | 28.09% | 25 |
| No | 65.17% | 58 |

If you answered “Yes” above, do any of your conditions or illnesses reduce your ability to carry out day-to-day activities?

| Answer Choices | Responses | |
|----------------|-----------|----|
| A lot | 16.67% | 7 |
| A little | 33.33% | 14 |
| None at all | 50.00% | 21 |

What is your religion or belief?

| Answer Choices | Responses | |
|---------------------------|-----------|----|
| Prefer not to say | 14.61% | 13 |
| Buddhist | 1.12% | 1 |
| Christian | 24.72% | 22 |
| Hindu | 0.00% | 0 |
| Jewish | 0.00% | 0 |
| Muslim | 0.00% | 0 |
| Sikh | 0.00% | 0 |
| No religion | 57.30% | 51 |
| Other | 2.25% | 2 |
| If 'Other' please tell us | Athiest | 1 |

Do you look after, or give any help or support to, anyone because they have long-term physical or mental health conditions or illnesses, or problems

| Answer Choices | Responses | |
|-------------------|-----------|----|
| Prefer not to say | 6.82% | 6 |
| Yes | 21.59% | 19 |
| No | 71.59% | 63 |

Which of the following best describes your sexual orientation?

| Answer Choices | Responses | |
|-----------------------|-----------|----|
| Prefer not to say | 21.59% | 19 |
| Bisexual | 1.14% | 1 |
| Gay or Lesbian | 1.14% | 1 |
| Heterosexual/straight | 76.14% | 67 |
| Other | 0.00% | 0 |